

SANITARY SMOOTHFLOW PUMPS FOR BREWERIES

TACMINA


SOLVING BREWERY FLUID TRANSFER NEEDS

- Accurate transfer of ingredients
- No contamination
- Reduce operating costs
- Gently transferring ingredients prone to deterioration by handling






XPL



APLS



PL

SMOOTHFLOW SANITARY PUMPS FOR BREWING

Designed to move ingredients, yeast, and filter aids in the brewing process.

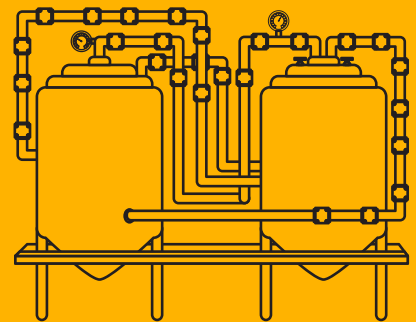
Advanced metering for accurate ingredient transfer and inline mixing

No rotating or sliding parts reduces the opportunities for contamination

FDA compliant construction materials

Easy maintenance and cleaning

- Designed with fewer maintenance locations
- Common pump parts
- Easy assembly/disassembly



Contact us to arrange a Demo Pump
Got a tough application?
We'll prove our technology works!



Tacmina USA
105 W. Central Road
Schaumburg, IL 60195
844-822-6462
usasales@tacmina.com